

A Guide to PhotoEntry

Robin Johnson & Dave DeLemos

May 2023

Why move to PhotoEntry

- Automate as much of the Image Collection/Competition Admin as possible:-
 - A system rather than an adhoc collection of manual procedures.
 - Allow members to change DPI submissions up until closing.
 - Slightly more involved submission procedure for Prints
- Keeps a record:-
 - By allowing storage DPI & DPI copies of prints a library of members submissions is possible. In particular the club currently has no record of prints other than title and who submitted it (BPS website may have winners images).
- Allows high quality projected images of prints:-
 - Zoomers and members further back in the room can find it difficult to see prints on judging nights.



Welcome

[History](#)

[News](#)

[Change Log](#)

[Quotes](#)

[Privacy](#)

[Pricing](#)

[Browsers](#)

[Emails](#)

[Free Trial](#)

[Integration](#)

[Contact](#)

Welcome

PhotoEntry is a subscription based web application for managing photography competitions.

Most photographic clubs and societies run competitions, and the problems trying to collect entries from members are legendary. Things such as:

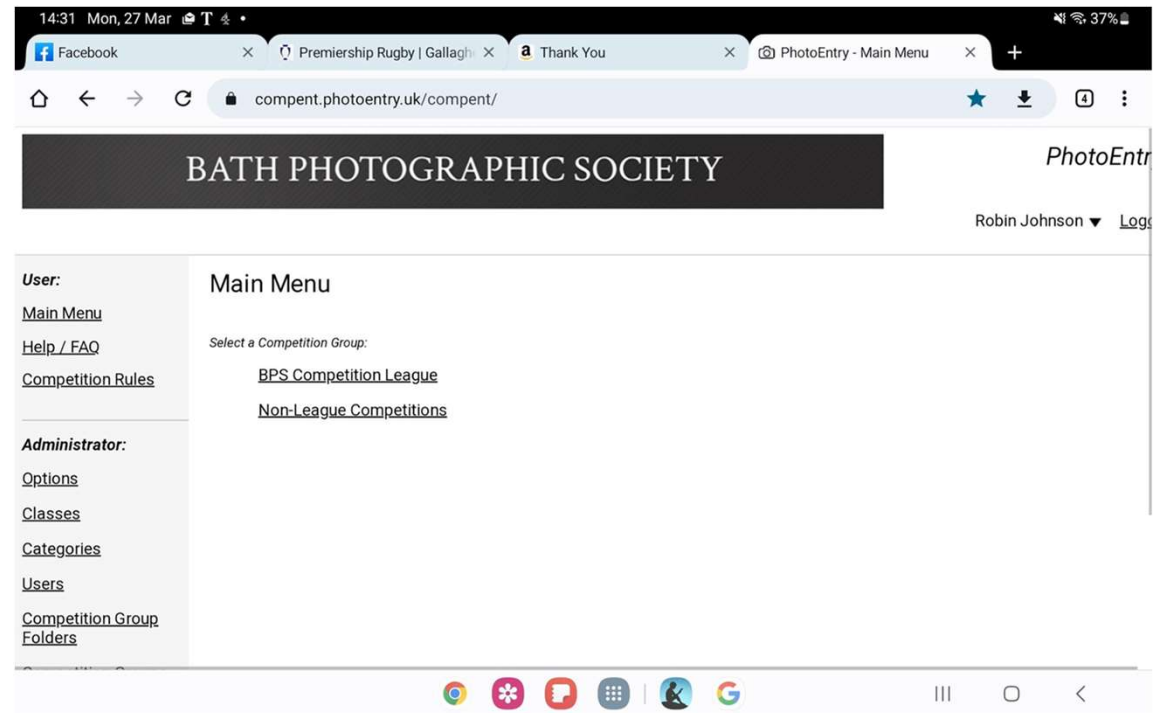
- Wrong number of entries submitted
- Incorrect image sizing or colour space
- Incorrect image naming
- Confirming that entries have been received
- Missing emails

Even when those are all sorted out, there can still be a lot of work to be done:

- Loading the entries into projection software
- Recording of scores
- Publishing results to members
- Publishing high-scoring images on your website
- Calculating series results
- etc...

What is Photo Entry

- An Online system for collecting digital images and running digital and print competitions
- Manages:-
 - Events/Exhibitions/Competitions
 - Users
 - Users Entries
 - Event/Competition Results from Judges
 - Member Scoring
 - League Tables
 - A personal archive of member submissions
- PhotoEntry allows grouping of events so that League, Non-League and Exhibition entries are separate.
- PhotoEntry can also manage interclub competitions



How Does It Work

- PhotoEntry links:-
 - A particular competition or event
 - A member who submits and Image(s)
 - The Image(s) submitted
 - The Image(s) Title(s)
 - The Image Priority 1,2,3,4
- PhotoEntry requires separate Mono & Colour competitions in order to automatically run the club leagues.
 - 2 competitions will be run along side each other - one Mono & the other Colour
 - The competitions will have the same rules, closure and judging dates BUT
 - The 1,2,3,4 priority will be spread over the two competitions just as we do now when entering images

BATH PHOTOGRAPHIC SOCIETY

- [User:](#)
- [Main Menu](#)
- [Help / FAQ](#)
- [Competition Rules](#)
- Administrator:**
- [Options](#)
- [Classes](#)
- [Categories](#)
- [Users](#)
- [Competition Group Folders](#)
- [Competition Groups](#)
- [Download Centre](#)
- [Admin Email](#)

BPS Competition League

Click on this button to show a consolidated view of all your entries:

Show Your Entries in this Group

Or click on the name of a competition to create, modify or view entries for an individual competition:

Competition	Status	Close Date	Judge	Comment
2023-4 R1 Open DPI Colour	Future	Tue 19 Sep 2023		Priority 1,2,3,4 in Entry Reference
2023-4 R1 Open DPI Mono	Future	Tue 19 Sep 2023		Priority 1,2,3,4 in Entry Reference

Entering a Competition or Event

- Click on a competition/Event to enter it – you will only be able to enter a competition which is open for entries.
- The Screen will tell you about the competition/event.
- PhotoEntry can resize your images to meet club rules but:-
 - The resizing may not be as sophisticated as that available in your photo editing software.
- PhotoEntry generally needs sRGB colour profile (for display on a screen).
 - It will warn you if you submit an image if it is not sure it is sRGB
 - If you continue to enter an image it will assume it is sRGB

The screenshot shows a web browser at the URL compent.photoentry.uk/compent/. The page header features the text "BATH PHOTOGRAPHIC SOCIETY" in white on a dark background. A left-hand navigation menu includes links for "User:", "Main Menu", "Help / FAQ", "Competition Rules", "Administrator:", "Options", "Classes", "Categories", "Users", "Competition Group Folders", "Competition Groups", "Download Centre", "Ad-hoc Email", and "Admin FAQ". The main content area displays details for the competition "2023-4 R1 Open DPI Colour" under the "BPS.Competition League". A table lists the following information:

Status	Future
Close Date	Tue 19 Sep 2023
Your Class	Club League
Maximum Entries Allowed	2
Target Dimensions	Width 1600, Height 1200
Maximum Image Size	10 MB
Colour Profile	sRGB IEC61966-2.1
Colour Profile Enforcement	Warn if incorrect
Comment	Priority 1,2,3,4 in Entry Reference

Below the table, it states "You do not have any Entries in this Competition." and includes a button labeled "Add New Entry" with a note: "Allowing Administrator to add Entry to non-Open Competition".

Entering an Image or Event

- All you need to do to enter an image is:-
 - Type a Title
 - Put a priority number (1,2,3,4) in the Entry Reference Box.
 - Click “Add Entry”
- You have now set up all the details for your entry and it is linked to you, and a particular competition/event.
- Next you have to add the Image

The screenshot shows a web browser at the URL compent.photoentry.uk/compent/. The page header features the text "BATH PHOTOGRAPHIC SOCIETY". The main content area is titled "2023-4 R1 Open DPI Colour: Add Entry".

On the left side, there is a navigation menu with the following links:

- User:**
 - [Main Menu](#)
 - [Help / FAQ](#)
 - [Competition Rules](#)
- Administrator:**
 - [Options](#)
 - [Classes](#)
 - [Categories](#)
 - [Users](#)
 - [Competition Group Folders](#)
 - [Competition Groups](#)
 - [Download Centre](#)
 - [Ad-hoc Email](#)
 - [Admin FAQ](#)

The main content area displays the following details:

<i>Status</i>	Future
<i>Target Dimensions</i>	Width 1600, Height 1200
<i>Maximum Image Size</i>	10 MB
<i>Colour Profile</i>	sRGB IEC61966-2.1
<i>Colour Profile Enforcement</i>	Warn if incorrect
<i>Comment</i>	Priority 1,2,3,4 in Entry Reference

Below the details is a "Show Help" button. The section "Enter Entry Details" contains the instruction: "The title may be up to 50 characters comprising alphanumeric, space, and the characters ,!-%()".

There are two input fields, both highlighted in red:

- Entry Title *** (with a red box containing the text "Entry Title")
- Entry Reference *** (with a red box containing the text "Required reference information")

At the bottom of the form is an "Add This Entry" button.

Submitting an Image

- Click on “Choose Jpeg” and this will take you to the File Picker on your computer.
- Select an Image and Click “Done” if required – This will take you back to PhotoEntry.
- Back in PhotoEntry click “Upload Image”
- You can now add another image if it is permitted.



The screenshot shows the website interface for the Bath Photographic Society. At the top, there is a navigation bar with a 'Tasks' icon and a 'The One-Minute Trick t...' link. Below this is a dark header with the text 'BATH PHOTOGRAPHIC SOCIETY' in white. The main content area is divided into two columns. The left column contains a sidebar with links for 'User:', 'Main Menu', 'Help / FAQ', 'Competition Rules', 'Administrator:', 'Options', 'Classes', 'Categories', 'Users', 'Competition Group Folders', 'Competition Groups', 'Download Centre', 'Ad-hoc Email', and 'Admin FAQ'. The right column displays the 'Upload New Image - Pretty picture' page. It features a green message: 'Entry added - now upload the Image for this Entry'. Below this is a table of entry details:

<i>Competition</i>	2023-4 R1 Open DPI Colour
<i>Status</i>	Future
<i>Target Dimensions</i>	Width 1600, Height 1200
<i>Maximum Image Size</i>	10 MB
<i>Colour Profile</i>	sRGB IEC61966-2.1
<i>Colour Profile Enforcement</i>	Warn if incorrect
<i>Comment</i>	Priority 1,2,3,4 in Entry Reference

Below the table, there is a 'Show Help' button and the text 'Select a JPEG image to upload.' followed by a 'Choose JPEG...' button.

What is on the Submission Page

- You will now see a screen showing the image that you entered.
- Shows Warnings & Alerts
- Allows to edit your submission – title, priority etc.

The Submission page also shows the Projection Sequence Number (PSN) which is important for Print Competitions.

- PSN is a 4 digit number which sets the order a DPI event is projected in – thus randomising entries.
- In a Print Competition it is the number you write on the label instead of your member number to link you to the competition and print.
- There will be new Print Submission Label Templates available on the website in September.

BATH PHOTOGRAPHIC SOCIETY

User:
[Main Menu](#)
[Help / FAQ](#)
[Competition Rules](#)

Administrator:
[Options](#)
[Classes](#)
[Categories](#)
[Users](#)
[Competition Group Folders](#)
[Competition Groups](#)
[Download Centre](#)
[Ad-hoc Email](#)
[Admin FAQ](#)

>> [BPS Competition League](#)
2023-4 R1 Open DPI Colour

Image uploaded

Status	Future
Close Date	Tue 19 Sep 2023
Your Class	Club League
Maximum Entries Allowed	2
Target Dimensions	Width 1600, Height 1200
Maximum Image Size	10 MB
Colour Profile	sRGB IEC61966-2.1
Colour Profile Enforcement	Warn if incorrect
Comment	Priority 1,2,3,4 in Entry Reference

[Add New Entry](#) Allowing Administrator to add Entry to non-Open Competition





#	Image	Details	Presentation Seq	Actions
		<p>Pretty picture</p> <p>[1]</p> <p>Image too small ⓘ</p> <p>W:683, H:512, 0.2MB</p>	6081	<p></p> <p></p> <p></p>

Image Thumbnail → [Image]

Image Title → **Pretty picture**

Priority # → [1]

Warnings → **Image too small** ⓘ

Image dimensions → **W:683, H:512, 0.2MB**

Projection Sequence # → 6081

Edit submission tools → [Edit, Refresh, Delete icons]

DPIs and Print Competition Events

- DPIs
 - PhotoEntry handles all DPI submissions within the system and there is very little required of members in order to enter.
- Prints
 - PhotoEntry cannot handle prints directly but the Club will still use it as follows:-
 - Member submits DPI versions of images to PhotoEntry & notes the Projection Sequence Number (PSN)
 - Member completes a label showing:-
 - Competition Details – Round and Mono or Colour
 - Member adds PSN number to print label being careful it is for the right image and colour category.
 - Member adds Title and Priority Number to Label making sure they match the DPI submission
 - If prints are judged in PSN order then they will be in the same order as the projection file – therefore high quality DPIs can be projected in the room and over Zoom.
 - Awarded DPI versions of Print submissions can be sent straight to the website and social media.

 BATH PHOTOGRAPHIC SOCIETY Season 2023-24	
Round No:	Projection Seq No.
Mono/Colour:	Priority:
Title:	

What is Different

DPIs

- All submissions through PhotoEntry
- Members can see their submissions.
- Members can change their submissions until event closes.
- Member scored competitions are straightforward

Prints

- DPI version of entry **MUST** be submitted through PhotoEntry **BEFORE** each print is entered (including for Panel of 3).
- Members use Projection Sequence Number instead of Member Number.
- Prints without DPI or which do not match DPI may be disqualified

Planned Support Competitions

- To support members during the change the plan is as follows:-
 - The meeting before competition Close and on Competition Close night:-
 - Competition Secretaries and Helpers will be available during for 15 min before the meeting and during tea break to support members.
 - Competition Secretaries and Helpers will have Laptops etc ., to help members enter the competition.
 - For Print competitions Competition Secretaries and Helpers will have labels available to complete entry procedures.

User Scoring

- PhotoEntry permits user/member scoring.
 - This is scoring not ranking so (say) 3 for your favourite down to 1 for your third favourite.
- Scoring is only available if competition is closed and the administrator enables it.
- To score:-
 - Login to PhotoEntry
 - Select the now closed competition
 - Go to the bottom of the information page and click “view Entries for all Users”.
 - Once into the next screen click “View all x Entries” and start scoring
 - Images will page onto your screen with scoring bottom right

The screenshot shows a web browser at the URL compent.photoentry.uk/compent/. The page header for the Bath Photographic Society is visible. The main content area displays details for a competition titled "Photo Entry Member Trial 3".

User:	Main Menu
	Help / FAQ
	Competition Rules
Administrator:	Non-League Competitions
	Photo Entry Member Trial 3
Options	Status Closed
Classes	Close Date Mon 3 Apr 2023
Categories	Your Class Club League
Users	Maximum Entries Allowed 4
Competition Group Folders	Target Dimensions Width 1600, Height 1200
Competition Groups	Maximum Image Size 10 MB
Download Centre	Colour Profile sRGB IEC61966-2.1
Ad-hoc Email	Colour Profile Enforcement Warn if incorrect
Admin FAQ	Comment For members to try out image entry procedures - mono or colour. Priority 1,2,3,4 in entry ref

You do not have any Entries in this Competition.

Entries from all members are now available to view. In some cases you may also be able to add your own comments.

[View Entries for All Users](#)

User Scoring

- You will normally see all entered images except your own.
- Score as indicated but only score the number set up, so if scoring 3,2,1 you should only score 3 images
- Multiple scoring will lead to your scores being eliminated.
- You can change your scores at any time until the competition or is set to “judged”

